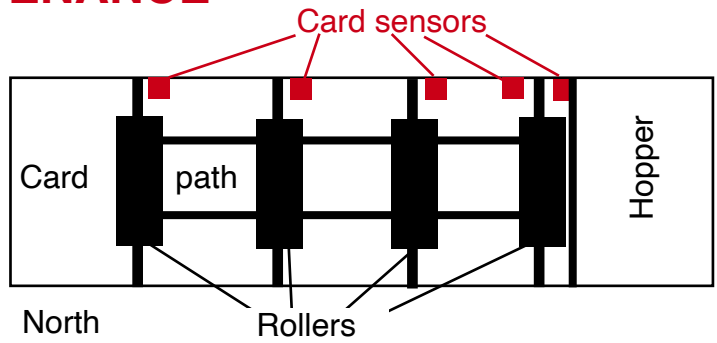


DAILY MAINTENANCE


We do not expect you to do "daily maintenance" every day, but when needed. The machine will indicate when you need to act.

1. CARD SENSORS


The machine will in some cases tell which sensor is blocked. Anyhow: clean all sensors while you are at it. [See the video instruction](#) for how to clean.



The counters are numbered in the same way as the cards move from the hopper to the slots. i.e. in the cards' direction.



The 1st sensor is close to the hopper and easily missed if you do not know that it sits there.



We recommend that you use a child type of (soft) tooth brush if you do not have access to (high pressure) compressed air.

Note that you also have to clean the upper part of the sensors.

E. OCCASIONAL MAINTENANCE

1. FEED ROLLER

You will need to clean the rubber with Isopropyl Alcohol, if it for some reason would have picked up grease (or oil).

2. CAMERA

Dust should be blown off the camera (2) if it is totally covered (=when the machine has problems to recognize the cards).

Please do not use any liquids or tools to clean the camera!

